



PROFESSIONAL  
FURNITURE  
CARE



# THE ENTIRE WORLD OF FURNITURE CARE



LCK:  
recommended by  
leading furniture  
manufacturers!

## LCK – YOUR PARTNER FOR FURNITURE CARE

### Our references

The following furniture manufacturers recommend resp. use our products for the care of their upholstery furniture:

Furniture  
manufacturers

Ad Hulst	hülsta	Varier Furniture, signet
Arco	HUKLA	Schips-Polstermöbel
AW Leder	Interprofil	Smits
Beldivani	Interstuhl	Steinpol
Bert Plantagie	Intertime	Strässle Switzerland
Bielefelder Werkstätten (JAB Anstoetz Group)	Jan Kurtz	Team by Wellis
Brühl	Joka	Team 7
bullfrog	Jori	Venjakob
BUROV	Just Design	Violetta
Carl Flasche	KFF	Vitra
COR	Koinor	Voglauer
De Toekomst	LABEL	Walter Knoll
de Sede	Leolux	Werther Möbelmanufaktur
Dietsch	Linteloo	Wolkenweich
DS Polstermöbel & mehr	Montis	Willi Schillig
DUVIVIER	Moizi	Wössner
erpo	Moroso	Zehdenick
Freifrau	Musterring	
Frommholz	NIERI	
FSM	PM Oelsa	
Gealux	Pode	
Gepade Polstermöbel/Alte Gerberei	Polinova	
Giroflex	Polipol	
Hans Kaufeld	Ponsel	
Hjellegjerde/Fjords	Ropelli	
Hjort Knudsen	Rolf Benz	
	Ruf-Betten	

The following companies recommend/use our products:

Aircraft  
Tanneries  
Automotive

Lufthansa Technik AG	POS
LTU	Boxmark Leder
Condor	Lederfabrik Vogel
City Line	Schnittger Ledervertriebs GmbH
AUDI AG	Heller Leder
VW AG	ART Style Service
Porsche AG	Quattro GmbH
Cools Bekleding	PON Automobilhandel
Nedtrain	

# WELCOME TO THE ENTIRE WORLD OF FURNITURE CARE!

<b>Good reasons for LCK furniture care products</b> .....	4
<b>Interesting facts about upholstery covers</b> .....	5
<b>Knowledge about leather</b> .....	5
<b>Correct leather care</b> .....	6
<b>Further useful care tips</b> .....	7
<b>How to treat upholstered furniture correctly</b> .....	8

## LEATHER

### **Smooth leather: Aniline leather**

Maintenance cleaning and care.....	9
Intensive cleaning – stain removal and care.....	10
Correction – colour refreshing.....	10

### **Smooth leather: semi-aniline and pigmented leather**

Maintenance cleaning and care.....	11
Intensive cleaning – stain removal and protection.....	12
Intensive care.....	13
Correction – colour refreshing – repair.....	13

### **Saddle leather**

Maintenance cleaning and care.....	14
Intensive cleaning – colour refreshing.....	14

### **Nubuck and suede leather**

Maintenance cleaning and care.....	15
Intensive cleaning – stain removal.....	16
Correction – colour refreshing.....	16

### **Special products for special leathers**

Care Lotion for leathers with vintage-effect.....	17
Care Lotion for vegetable tanned leather.....	17
Leather Care Set for olive leaf tanned leather.....	17

## IMITATION LEATHER

### **Imitation leather/artificial leather/vinyl**

Cleaning and protection.....	18
------------------------------	----

## TEXTILE UPHOLSTERY

### **Textile/fabric/microfibre**

Maintenance cleaning and care – stain removal.....	19
Protection – refreshing.....	20

<b>LCK Spot Primer for leather</b> .....	21
--	----

<b>LCK Spot Primer for textile</b> .....	22
--	----

<b>Leather repair for professionals</b> .....	23
---	----





## Good reasons for LCK furniture care products

### *Quality*

As a manufacturer we put highest demands on the quality of our products and services. Customer satisfaction is very important for us and all of our work is focused on this. 30 years of LCK stand for 30 years of best quality in German manufacturing. To maintain this high standard, in product development we work closely together with tanneries, material suppliers and manufacturers of upholstered furniture. Therefore, we always test our care products in advance on the manufacturer's current upholstery collections.

### *Vast product range*

We offer the entire product range for leather and fabric care of upholstery furniture: preventive care sets for regular cleaning, special stain removers or colour repair sets and even leather repair products for professional leather technicians.

It is our philosophy to help our customers in any situation and to offer a solution for their problems.

### *Service*

We help you to maintain a high level of service for your customers by offering a vast range of products to resolve the majority of problems that can occur in the field of furniture care. For professional leather repair we offer practical trainings at our training center.



LCK is a member of the DGM-society (German Quality Association for furniture)

## *Interesting facts about upholstery covers*

The selection of cover materials for upholstered furniture is enormous. When customers come to the furniture shop looking for new upholstered furniture, they have usually already decided on the type of cover. However, there are also undecided customers who only want to make a decision together with you in the sales conversation.

In this situation it is especially important to know in detail about the different material properties of leather, imitation leather and textile materials. Because anyone who knows in detail the advantages of the unique materials and can weigh these up under consideration of the customer's lifestyle, expectations and budget can win over the customers for themselves and for their quotation.

In everyday sales work, the question to ask is no longer „leather or textile?“ but moreover, the customers must be scrutinized to find out what aspects of a sofa are important to them. What are their everyday habits? After this, the recommendation for the type of cover should also follow. An example: someone who knows about leather and the material properties of high-quality pure aniline would probably not recommend a family with several children and pets to choose this sensitive kind of leather; instead they would be more likely recommended easy-care pigmented leather.

Leather, textile or artificial leather - all upholstery covers have one thing in common: only when they are regularly cleaned and cared, they stay beautiful for a long time. Definitely equip your customers with this advice when they are buying a new item of upholstered furniture. Because when leather is cared correctly and regularly, the customer has no cause for complaint. And: satisfied customers come back!

In this catalog you will find all important products for cleaning, care and protection of the most varied cover materials. And much more besides: to refresh your knowledge of this subject on the first pages of the catalog we especially address leather, because this cover material is very varied and is in need of explanation.

This knowledge will help you advise your customers competently and successfully in your everyday sales work.

## *Knowledge about leather*

Leather is, and will remain, a fine and wonderful piece of nature in people's homes. Its suppleness, breathability and naturalness makes it so desirable. Leather results from a natural product; it is obtained from animal skins and therefore has the signs of an individual creature. That can be seen, felt and smelled. Not material „from the reel“ but unique and individual, just like the animal from whose skin it was made.

The tanning, which is to say, the preservation of animal skins is a handicraft with thousands of years of tradition. Even though the manufacturing procedures have changed in the course of time, nothing of the fascination with leather has been lost. No other material for upholstery covers is so closely connected to nature and to naturalness. And to speak within the spirit of the times: leather is a sustainable material - from a „side product of the food industry“ a wonderful, valuable material results that can be used in several ways.

But leather is not just leather:

**Depending on which way it is manufactured, various types of leather result.**





## Correct leather care

Leather necessarily requires important care products and moisturizers to retain its attractiveness, its wonderful soft grip and its naturalness for a long time. It can only absorb these if its pores have been cleaned and any dirt particles removed prior to application.

Leather can not regenerate itself and relies on effective care from the outside.

Due to everyday use, without any care leather quickly loses its beauty, it becomes dirty, dries out or the colour loses its intensity.

## Each type of leather needs individual care

Since the material properties of the individual types of leather differ considerably, cleaning and care must be individually adapted to the special characteristics of the leather.

Why?

For example, leather enthusiasts love natural **aniline leather** due to its wonderful soft and good grip. But it is exactly this naturalness that makes aniline leather very fragile, and requires intensive care. For an everyday use, refatting and moisture, impregnation and sun protection are essential for aniline leather.

In contrast, the surface of **pigmented leather** is coated with a protective colour layer. These leathers are very easy to care and clean and suitable for an everyday use. The appropriate leather care lotion gives this leather a lot of moisture, less refatting, some sun protection and antioxidants.

### Individual care for all types of leather

The individual care lines are labeled with letter symbols and can be easily distinguished. The letters indicate the type of leather:

- A** = Aniline leather (natural leather)
  - > Moisture • refatting • sun protection • impregnation • regeneration • antioxidants
- P** = Pigmented leather, semi-aniline (coated leather, leather with colour layer)
  - > Moisture • refatting • sun protection • regeneration • antioxidants
- S** = Saddle leather (waxed leather)
  - > Moisture • refatting • preservation of its special waxy grip
- N** = Nubuck leather (suede, full-grain leather, buckskin)
  - > Moisture • sun protection • impregnation

The KERALUX® range provides for any type of leather a unique care line. So you can ensure that your leather gets the optimum care it needs.



Aniline leather



Semi-aniline



Pigmented leather

## Further useful care tips:

- Leather necessarily requires important care products and moisturizers to retain its attractiveness, its wonderful soft grip and its naturalness for a long time. It can only absorb these if its pores have been cleaned and any dirt particles removed prior to application.
- Never treat only the stained area, but always the entire area from seam to seam.
- Clean the leather first before applying the care lotion (otherwise you risk to rub the soiling into the leather).
- NEVER pour the cleaner or care lotion directly on the leather, but apply them always to a soft sponge or cloth.
- NEVER use any cleaners or care products, that contain solvents or alcohol as they can dry-out and damage the leather.
- Clean and protect leather furniture regularly. Recommended care frequency is every 6 months.
- Never clean leather with microfibre cloths, because they could destroy the leather surface. Use soft, lint-free natural fibre cloths.
- Leather needs not only refatting, but also moisture – for this reason NEVER treat leather only with leather grease/wax as such products do not contain moisture and they leave a greasy film on the surface.
- For colour-intensive leather furniture, always use a care lotion with a sun protection effect. Then premature colour fading will be reduced.
- When cleaning, always use distilled water, to avoid lime deposits.
- In case of stains, clean immediately and carefully dab off.
- Always remove stains from outside to inside.
- After cleaning, let the cover dry well and only then care or impregnate it.
- Colour-intensive clothing (e.g. dark jeans), fashionable cushions, covers and suchlike can discolour upholstery covers. Red accessories are particularly „dangerous“ in this regard.

However: if pale leather is treated with **KERALUX® Strong Protector**, you do not need to worry about discolouration from jeans.



## How to treat *upholstered furniture* correctly



### *Sun and light*

Light changes materials! In general, sunlight as well as artificial light fades textiles and leather in the course of time. If possible, avoid to expose your upholstery to sunlight and to very close and strong halogen light as it can speed up fading.



### *Pets*

Claws from pets can harm any upholstery cover. Scratches on leather or textile covers do not look very nice. But even high-quality covers will not withstand this „treatment“.




### *Heating*

Too much heat will damage the upholstery covers. Also foam material will suffer from excessive heat. Therefore, do not place your upholstery sofa too close to any source of heat! Keep sufficient distance from heating and fire places. If an upholstery sofa is placed in front of the heating, please ensure that there is enough distance between floor and sofa so that the heat can circulate.



### *Humidity*

Too much moistness will harm the upholstery furniture. The construction is often made of wooden materials. Also other inner materials, like foam material, suffer from humidity and can get unstable. Furthermore, marks caused by mildew can occur. Recommended room climate: approx. 45 - 55 % atmospheric humidity, room temperature 18 °C - 21 °C.





# Product range for smooth leathers

## Pure aniline

As the most high-quality of all leathers, **pure aniline** is completely dyed through after tanning and is left exactly as nature. No layer of paint covers its surface, therefore aniline leather can even be felt with closed eyes, because of its soft grip.

Since it is such a pure, natural material, it also aligns itself amazingly with the body heat. Aniline leather is, in other words, the most authentic and sensual leather. Yet, this naturalness is exactly what makes aniline leather so sensitive.

Without regular care, after some time obvious marks of usage could be visible.

To retain its beauty, its soft grip and its naturalness over a long period of time, regular care is essential especially for this type of leather. Aniline leather especially requires (after thorough cleaning) moisture and refatting. A gentle impregnation protects it safely and makes it "suitable for everyday use". **KERALUX® Care Series A** fulfils all care requirements of this high-quality leather.

## MAINTENANCE CLEANING AND CARE



### KERALUX® Leather Care Set A

The high-quality **KERALUX® Leather Care Set A** is perfect for natural aniline leather: First, the **KERALUX® Soft Cleaner** removes dirt particles from leather pores very gently and thoroughly. Afterwards, the **KERALUX® Care Lotion A** can be perfectly absorbed. It optimally refatens and moisturizes the leather and builds up the impregnation. The additional sun protection helps to prevent early fading. Enriched with antioxidants, it contributes to a long life of the leather.

**Contents:** 200 ml Soft Cleaner, 200 ml Care Lotion A, sponge, cloth, instructions  
Contents are sufficient for 2-3 treatments of a suite (3-2-1 set).



Art.No. 6005

### KERALUX® Cleaning Glove

The Cleaning Glove is suitable to remove dust regularly from your leather upholstery. It is washable up to 60 °C (please do not use fabric softener). For all types of leather.



Art.No. 910106/2

### KERALUX® Soft Cleaner

The mild, washing-active foam of **KERALUX® Soft Cleaner** cleans leather thoroughly from surface dirt. If any dirt particles have been removed, the pores of the leather are free to absorb the care substances.

**Content:** 200 ml



Art.No. 6017

### KERALUX® Care Lotion A

**KERALUX® Care Lotion A** gives the leather optimal refatting, moisture and builds up the impregnation. The additional sun protection offers protection from premature fading. Enriched with antioxidants, it contributes to a long life of the leather.

**Content:** 250 ml



Art.No. 6025

A Pure aniline

P Semi-aniline/pigmented leather

S Saddle leather

N Nubuck and suede leather



## INTENSIVE CLEANING – STAIN REMOVAL AND CARE



### KERALUX® Strong Cleaner

The **KERALUX® Strong Cleaner** also removes older, waterbased stains from all types of leather. After cleaning, apply the **KERALUX® Care Lotion A**.

**Content:** 250 ml

Art.No. 6018



### KERALUX® Degreaser Spray

The **KERALUX® Degreaser Spray** removes penetrated greasy stains from all types of leather (especially on aniline leather greasy stains occur in the area of head and arm rest). It extracts the grease and forms a white powder, which can be vacuumed off. After stain removing, use the **KERALUX® Strong Cleaner** for final cleaning and apply the **KERALUX® Care Lotion A**.

**Content:** 200 ml aerosole spray

Art.No. 6060



### KERALUX® Ballpoint Pen Remover II

Stain remover for older pen, lipstick and ink stains for use on smooth leather. Then treat with **KERALUX® Soft Cleaner** and **KERALUX® Care Lotion A** according to instructions.

**Content:** 50 ml, cloth

Art.No. 6051



### KERALUX® Leather Balm

The **KERALUX® Leather Balm** is destined for old, rough and dried-out smooth leather. It gives moisture and refatting to the leather in order to re-establish the typical soft grip of the leather (depending on the condition of the leather). Furthermore, it insensifies the colour.

**Content:** 250 ml

Art.No. 6015



## CORRECTION – COLOUR REFRESHING



### KERALUX® Colour Repair Set A

This kit refreshes the colour of slightly faded or scratched aniline leather. It contains the **KERALUX® Strong Cleaner** and the **KERALUX® Colour Lotion A**. After using the colour lotion, we recommend to apply the **KERALUX® Care Lotion A** to protect the leather.

The **KERALUX® Colour Repair Set A** is available:

- in 20 standard colours (please ask for our colour card)
- according to your leather sample

**Contents:** 250 ml Strong Cleaner, 250 ml Colour Lotion A, glove, sponge, cloth, instructions

Art.No. 6038/No.A 6038/MA



### Upholstery Fresh Up

This non-aerosole spray removes unpleasant smells (i.e. from animals, smoke, etc.) from upholstery furniture and leaves a fresh scent. Suitable for all types of leather and fabrics.

**Content:** 200 ml non-aerosole spray

Art.No. 1010



### KERALUX® Leather Balm Sound Damping

The **KERALUX® Leather Balm Sound Damping** effectively reduces annoying leather squeaking and creaking noises.

**Content:** 250 ml

Art.No. 6016

# Smooth leathers

## Semi-aniline leather and pigmented/coated leather

Semi-aniline leather as well as pigmented/coated smooth leather receives a protective coat of paint after being dyed through.

In case of **semi-aniline**, this coat of paint is very thin, so that the leather still has a pleasant look, grip and a breathable surface. In part, also the natural grain pattern of the skin can still be seen. On the other hand, the fine layer of paint grants a certain protection from stains and liquids.

Pigmented leather is coated with a thicker layer of paint. This has the advantage that this leather is very easy-care, robust and suitable for everyday use. It can easily be cleaned and is very durable. This layer of paint, however, means that there is almost nothing left of the naturalness of the leather. Pigmented leather feels rather cold and not as beautifully soft and unique as aniline leather.

**KERALUX® Care Series P** is precisely adapted to the needs of slightly or strongly pigmented leather. For care, especially moisture and optimal refatting are required. The additional sun protection reduces colour fading.

In addition, there is a special product available, called **KERALUX® Strong Protector**, which protects this leather well from premature soiling and the dreaded discolouration from jeans.

## MAINTENANCE CLEANING AND CARE



### KERALUX® Leather Care Set P

The high-quality **KERALUX® Leather Care Set P** is perfect for semi-aniline and pigmented leather:

First, the **KERALUX® Soft Cleaner** removes dirt particles from leather pores very gently and thoroughly. Afterwards, the **KERALUX® Care Lotion P** can be perfectly absorbed. It optimally refattens and moisturizes the leather. The additional sun protection helps to prevent early fading. Enriched with antioxidants, it contributes to a long life of the leather.

**Contents:** 200 ml Soft Cleaner, 200 ml Care Lotion P, sponge, cloth, instructions  
Contents are sufficient for 2-3 treatments of a suite (3-2-1 set).



Art.No. 6000

**Contents:** 100 ml Soft Cleaner, 100 ml Care Lotion P, sponge, cloth, instructions

Art.No. 6000/100ML

**Contents:** 50 ml Soft Cleaner, 50 ml Care Lotion, sponge, cloth, instructions

Art.No. 6003/50ML

### KERALUX® Cleaning Glove

The Cleaning Glove is suitable to remove dust regularly from your leather upholstery. It is washable up to 60 °C (please do not use fabric softener). For all types of leather.



Art.No. 910106/2

### KERALUX® Soft Cleaner

The mild, washing-active foam of **KERALUX® Soft Cleaner** cleans leather thoroughly from surface dirt. If any dirt particles have been removed, the pores of the leather are then free to absorb the care substances.

**Content:** 200 ml



Art.No. 6017

### KERALUX® Care Lotion P

The **KERALUX® Care Lotion P** gives the leather optimal refatting and moisture. The additional sun protection offers protection from premature fading. Enriched with antioxidants, it contributes to a long life of the leather.

**Content:** 250 ml



Art.No. 6010

A Pure aniline

P Semi-aniline/pigmented leather

S Saddle leather

N Nubuck and suede leather



### KERALUX® Cleaning Set Active Plus P

The **KERALUX® Cleaning Set Active Plus P** is perfectly suited for the intensive cleaning of pigmented leather furniture. Oily and greasy stains such as colour transfer, e. g. from dark jeans, are particularly easy to remove.

**Contents:** 250 ml Cleaner, sponge, cloth, brush

Art.No. 6020



### KERALUX® Strong Cleaner

The **KERALUX® Strong Cleaner** removes older, waterbased stains from all types of leather. After cleaning, apply the **KERALUX® Care Lotion P**.

**Content:** 250 ml

Art.No. 6018



### KERALUX® Degreaser Spray

The **KERALUX® Degreaser Spray** removes penetrated greasy stains from all types of leather. It extracts the grease and forms a white powder, which can be vacuumed off. After stain removing, use the **KERALUX® Strong Cleaner** for final cleaning and apply the **KERALUX® Care Lotion P**. Suitable for smooth leather and nubuck/suede leather. Do not use on imitation leather or artificial leather.

**Content:** 200 ml aerosole spray

Art.No. 6060



### KERALUX® Magic Ink Roller I Plus P

Roll-on Pen Remover for fresh stains (not older than three days) from pens, ink and lipstick for use on slightly pigmented and pigmented smooth leather. Do not use on pure aniline, nubuck/suede, PU-coated and synthetic leather.

**Content:** 10 ml, cloth

Art.No. 6050



### KERALUX® Ballpoint Pen Remover II

Stain remover for older pen, lipstick and ink stains for use on smooth leather. Then treat with **KERALUX® Soft Cleaner** and **KERALUX® Care Lotion P** according to instructions.

**Content:** 50 ml, cloth

Art.No. 6051




### KERALUX® Strong Protector P

The premium **KERALUX® Strong Protector P** contains a special component to give an effective and long-lasting protection for light coloured pigmented leather against early soiling, (e. g. colour transfer from dark jeans), and helps to maintain the beauty of your leather furniture. It also improves the abrasion.

**Contents:** 200 ml, 2 cloths

Art.No. 6100



Untreated leather

50 x rubbing  
with crockmeter

300 x rubbing  
with crockmeter



Leather treated with  
KERALUX® Strong Protector

## INTENSIVE CARE

INTENSIVE

### KERALUX® Leather Balm

The **KERALUX® Leather Balm** is destined for old, rough and dried-out smooth leather. It gives moisture and refatting to the leather in order to re-establish the typical soft grip of the leather (depending on the condition of the leather). Furthermore, it intensifies the colour.

**Content:** 250 ml



Art.No. 6015

## CORRECTION – COLOUR REFRESHING – REPAIR

SPECIAL

### KERALUX® Colour Repair Set P

This kit refreshes the colour of slightly faded or scratched pigmented leather. It contains a **KERALUX® Cleaner** and the **KERALUX® Colour Lotion P**. After using the colour lotion, we recommend to apply the **KERALUX® Care Lotion P**.

The **KERALUX® Colour Repair Set P** is available:

- in 20 standard colours (please ask for our colour card)
- according to your leather sample

**Contents:** 250 ml Cleaner, 250 ml Colour Lotion P, glove, sponge, cloth, instructions



Art.No. 6040/No.P 6040/MP

### KERALUX® Scratch Remover P

The **KERALUX® Scratch Remover P** is suitable to enhance slight scratches on pigmented leather.

**Contents:** 20 ml, 1 cloth



Art.No. 803056/1

### KERALUX® Leather Balm Sound Damping

**KERALUX® Leather Balm Sound Damping** effectively reduces annoying leather squeaking and creaking noises.

**Content:** 250 ml



Art.No. 6016

### Upholstery Fresh Up

This non-aerosole spray removes unpleasant smells (i.e. from animals, smoke, etc.) from upholstery furniture and leaves a fresh scent. Suitable for all types of leather and fabric.

**Content:** 200 ml non-aerosole spray



Art.No. 1010

A Pure aniline

P Semi-aniline/pigmented leather

S Saddle leather

N Nubuck and suede leather

# Saddle Leather

In the field of furniture, leather with a smooth surface and a waxy look and grip is described as **saddle leather**. Aniline, semi-aniline or pigmented leather can also be saddle leather when they have a waxed surface.

A typical characteristic of saddle leather is a certain patina that becomes visible after some time. Exactly this effect is desired by leather enthusiasts. Signs of use such as scratches, etc., are often not avoidable. However, these can be removed with regular cleaning and care with the **KERALUX® Care Series S**.

BASIC

## MAINTENANCE CLEANING AND CARE



### KERALUX® Leather Care Set

The high quality **KERALUX® Leather Care Set** is perfect for waxed saddle leather: First, the **KERALUX® Soft Cleaner** removes dirt particles from leather pores very gently and thoroughly. Afterwards, the **KERALUX® Care Lotion** can be perfectly absorbed. It refattens and moisturizes the leather to maintain its special waxy grip.

**Contents:** 200 ml Soft Cleaner, 200 ml Care Lotion, sponge, cloth

Art.No. 6065



### KERALUX® Cleaning Glove

The Cleaning Glove is suitable to remove dust regularly from your leather upholstery. It is washable up to 60 °C (please do not use fabric softener). For all types of leather.

Art.No. 910106/2



### KERALUX® Soft Cleaner

The mild, washing-active foam of **KERALUX® Soft Cleaner** cleans leather thoroughly from surface dirt. If any dirt particles have been removed, the pores of the leather are then free to absorb the care substances.

**Content:** 200 ml

Art.No. 6017



### KERALUX® Care Lotion

The **KERALUX® Care Lotion** gives the leather optimal refatting and moisture and maintains its special waxy grip.

**Content:** 200 ml

Art.No. 6066

INTENSIVE

## INTENSIVE CLEANING



### KERALUX® Strong Cleaner

The **KERALUX® Strong Cleaner** also removes older, waterbased stains from all types of leather. After cleaning, apply the **KERALUX® Care Lotion**.

**Content:** 250 ml

Art.No. 6018

SPECIAL

## COLOUR REFRESHING

### KERALUX® Colour Repair Set

This kit refreshes the colour of slightly faded or scratched saddle leather. It contains the **KERALUX® Strong Cleaner** and the **KERALUX® Colour Lotion**. After using the colour lotion, we recommend to apply the **KERALUX® Care Lotion**. The **KERALUX® Colour Repair Set** is available:

- in 20 standard colours (please ask for our colour card)
- according to your leather sample

**Contents:** 250 ml Strong Cleaner, 250 ml Colour Lotion, glove, sponge, cloth, instructions

Art.No. 6038/No.A 6038/MA

# Nubuck and suede leather

**Nubuck and suede leather** are characterized by a velvet-like surface. This effect is attained through grinding the surface or the lower side of the split leather skin. The roughened, velvet-like surface of this type of leather excludes applying a layer of paint after the barrel dyeing, since otherwise the fibres would stick together.

Nubuck leather is characterized above all by a softness that is very kind to the skin and feels very cuddly. It has a gentle, soft and short-fibred surface and is recognizable by the "writing effect", i. e. if you rub gently with your hand over the nubuck leather, you see that the direction of fibres has changed. In the world of fashion, this leather has become much more attractive in the last few years and is also well represented among furniture leather.

## MAINTENANCE CLEANING AND CARE



### KERALUX® Soft Cleaner

The mild, washing-active foam of **KERALUX® Soft Cleaner** cleans leather thoroughly from surface dirt. If any dirt particles have been removed, you can use the **KERALUX® Protection Spray** + **sun protection** to build up the impregnation.

**Content:** 200 ml



**Art.No. 6017**

### KERALUX® Cleaning Glove

The Cleaning Glove is suitable to remove dust regularly from your leather upholstery. It is washable up to 60 °C (please do not use fabric softener). For all types of leather.



**Art.No. 910106/2**

### KERALUX® Protection Spray + sun protection

After cleaning, the **KERALUX® Protection Spray** + **sun protection** protects nubuck leather against water, grease, dirt and refreshes the colour.

**Content:** 400 ml aerosole spray



**Art.No. 6091**

### KERALUX® Protection Spray + sun protection

After cleaning, the **KERALUX® Protection Spray** + **sun protection** protects nubuck leather against water, grease, dirt, early fading and refreshes the colour.

**Content:** 400 ml aerosole spray



**Art.No. 6090**

### KERALUX® Cleaning Cloth

The **KERALUX® Cleaning Cloth** for nubuck and suede leather can avoid sticky and greasy material condition, takes off dust, refreshes the colour of the leather and removes light stains and rings.

**Content:** 1 Cleaning Cloth



**Art.No. 3092**

INTENSIVE

## INTENSIVE CLEANING – STAIN REMOVAL

**KERALUX® Strong Cleaner**

The **KERALUX® Strong Cleaner** also removes older, waterbased stains from all types of leather. After cleaning, apply the **KERALUX® Protection Spray** + sun protection.

**Content:** 250 ml

**Art.No.** 6018

**KERALUX® Ballpoint Pen Remover**

Stain remover for older pen, lipstick and ink stains for use on nubuck and suede leather. Then treat with **KERALUX® Soft Cleaner** and **KERALUX® Protection Spray** + sun protection according to instructions.

**Content:** 50 ml, cloth, cotton buds

**Art.No.** 6052

**KERALUX® Degreaser Spray**

The **KERALUX® Degreaser Spray** removes penetrated greasy stains from all types of leather (especially on nubuck or suede leather greasy stains happen in the area of head and arm rest). It extracts the grease and forms a white powder, which can be vacuumed off. After stain removing, use the **KERALUX® Strong Cleaner** for final cleaning and apply the **KERALUX® Protection Spray** + sun protection.

Suitable for smooth leather and nubuck/suede leather. Do not use on imitation leather or artificial leather.

**Content:** 200 ml aerosole spray

**Art.No.** 6060

SPECIAL

## CORRECTION – COLOUR REFRESHING

**KERALUX® Colour Repair Set**

This kit refreshes the colour of slightly faded nubuck or suede leather. **KERALUX® Colour Repair Set** is available:

- in 20 standard colours (please ask for our colour card)
- according to your leather sample

**Contents:** 250 ml Strong Cleaner, 200 ml Degreaser Spray, 250 ml Colour Lotion, 400 ml Protection Spray + sun protection, Cleaning Cloth, sponge, cloth, glove, instructions

**Art.No.** 6093

**Upholstery Fresh Up**

This non-aerosole spray removes unpleasant smells (i.e. from animals, smoke, etc.) from upholstery furniture and leaves a fresh scent. Suitable for all types of leather and fabric.

**Content:** 200 ml non-aerosole spray

**Art.No.** 1010



# Special products for special leathers

## KERALUX® Care Lotion for leathers with vintage-effect

The **KERALUX® Care Lotion** spends leather with vintage-effect essential moisture and optimal refatting. It preserves the special characteristics, the soft grip and renews the wax layer (vintage-effect). After cleaning with the **KERALUX® Soft Cleaner**, let the leather dry. Apply the **KERALUX® Care Lotion for leathers with vintage-effect**. Please note: for nubuck and suede leather, a final treatment with **KERALUX® Protection Spray** + **sun protection** is recommended to build up the impregnation and protect the leather against early fading.

**Contents:** 250 ml



Art.No. 6095

## KERALUX® Care Lotion for vegetable tanned leather

The **KERALUX® Care Lotion** spends leather essential moisture and gentle refatting. Vegetable tanned leather should not be treated with water or a cleaner, otherwise the surface may be damaged. Remove coarse dirt thoroughly with a soft brush. Apply **KERALUX® Care Lotion** to the leather thinly and evenly, always from seam to seam. Never apply lotion directly to the leather. A slight colour enhancement after application is quite normal and will fade in time.

**Contents:** 250 ml



Art.No. 6088

## KERALUX® Leather Care Set for olive leaf tanned leather

The high-quality **KERALUX® Leather Care Set** is perfect for olive leaf tanned leather: First, the **KERALUX® Soft Cleaner** removes dirt particles from leather pores very gently and thoroughly. Afterwards, the **KERALUX® Care Lotion** can be perfectly absorbed. It optimally refattens and moisturizes the leather.

**Contents:** 100 ml Soft Cleaner, 100 ml Care Lotion, sponge, cloth, instructions



Art.No. 6084

Leather with vintage-effect

Vegetable tanned leather

Olive leaf tanned leather

# Imitation leather / artificial leather / vinyl

Cover materials made from imitation leather are the low-cost alternative to genuine leather and are currently very trendy again. However, you need to know that artificial leather has nothing to do with genuine leather apart from the look that it imitates. Artificial leather is, moreover, a collective term for textile materials that are coated (usually on one side) with artificial leather, so that they imitate the look of leather. Depending on the kind of coating (usually PVC or polyurethane) significant quality differences result.

## WHY IS IMITATION LEATHER ONLY CLEANED, NOT CARED FOR?

The cleaning and care of artificial leather furniture is considerably different from genuine leather: genuine leather is cleaned and then care lotion is applied to it. Artificial leather, however, is only cleaned and not cared for, because the softeners in the PVC artificial leather coating have undesired interactions with the fat-containing and oil-containing substances of a care lotion and could damage the surface. In addition, the coating cannot absorb the lotion. This would only leave an unattractive film on the surface.

## CLEANING AND PROTECTION



### SEDICUR® Cleaning Set for imitation leather

The **SEDICUR® Cleaning Set** is perfectly suited for the intensive cleaning of imitation leather furniture. Oily and greasy stains such as colour transfer, e. g. from dark jeans, are particularly easy to remove with this product. We recommend treating the imitation leather with **SEDICUR® Strong Protector** after cleaning. This protects artificial leather from premature soiling.

**Contents:** 250 ml Cleaner, brush, cloth, sponge

Art.No. 6070



### SEDICUR® Strong Protector

The premium **SEDICUR® Strong Protector** contains a special component to give an effective and longlasting protection for light coloured imitation leather against early soiling, e.g. colour transfer from dark jeans, and helps to maintain the beauty of your leather furniture. It also improves the abrasion.

**Contents:** 200 ml, 2 cloths

Art.No. 6072

# Textile upholstery

## Textile / fabric / microfibre

Upholstered furniture with trendy fabric covers continue to be very popular. After the upholstered furniture sector was determined by microfibre materials years ago, recently a significant shift towards textile and structured materials can be observed. In the meantime, textile covers such as flat woven fabric, jaquard and chenille, in the most varied yarns, patterns and colours, have enriched the market. In order to maintain the beauty of upholstered furniture in the long term, regular, preventive cleaning and care are very important.

### Why?

Imagine that you do not clean the cover material regularly and one day you have to remove a stain. The stain is cleaned using professional cleaning products, but a visibly lighter area remains, because only this place was cleaned, not the entire upholstered furniture.

With the preventive, regular cleaning and care of the **PURATEX® Care Series**, however, you constantly have clean and attractive seating furniture.

## MAINTENANCE CLEANING AND CARE – STAIN REMOVAL

### PURATEX® Care Set for textile upholstery

This set contains all you need for professional care of your textile upholstery:

For regular cleaning, use the **PURATEX® Cleaning Glove** with the **PURATEX® Cleaning Water**. If you discover stains, you can remove them with the **PURATEX® Strong Cleaner**. With the **PURATEX® Protection Spray** you can renew the impregnation of your upholstery twice a year.

**Contents:** 200 ml Cleaning Water, 200 ml Protection Spray, 50 ml Strong Cleaner, cloth, Cleaning Glove



Art.No. 910099

### PURATEX® Cleaning Glove

The Cleaning Glove is suitable to remove dust regularly from your textile upholstery. It is washable up to 60 °C (please do not use fabric softener). For all types of textile/microfibre upholstery.



Art.No. 910100

### PURATEX® Strong Cleaning Set for textile upholstery

The **PURATEX® Strong Cleaning Set** includes everything you need for the thorough cleaning of textile upholstery. The **PURATEX® Strong Cleaner** removes even old, stubborn stains gently and without any bleach. Please note: colourations and discolourations cannot be removed with the **PURATEX® Strong Cleaner**. We recommend protecting the upholstered furniture with **PURATEX® Protection Spray** after intensive cleaning.

**Contents:** 500 ml Cleaner, brush, cloth



Art.No. 1070/1

**Content:** 250 ml PURATEX® Strong Cleaner

Art.No. 1070/8

**Content:** 500 ml PURATEX® Strong Cleaner

Art.No. 1070/16



### PURATEX® Cleaning Set for microfibre

This cleaning set is perfectly suited to clean all microfibre upholstery furniture. With this cleaner it is easy to remove soilings, even greasy stains. Also suitable for removal of edges caused by improper cleaning agents. We recommend protecting the upholstered furniture with **PURATEX® Protection Spray** after cleaning.

**Contents:** 500 ml Cleaner, brush, cork, cloth, instructions

Art.No. 911049

### PURATEX® Cleaner for microfibres

Art.No. 911049/5

**Contents:** 500 ml, 2 cloths



### PURATEX® Degreaser Spray

Suitable for removing oily and greasy stains from all types of upholstery fabrics (except plastic covered fabrics or leather imitations). After using the degreaser, we recommend to clean the upholstery with the **PURATEX® Strong Cleaner** and protect it with the **PURATEX® Protection Spray**.

**Content:** 200 ml aerosole spray

Art.No. 911054

### PURATEX® Chewing Gum Remover

The **PURATEX® Chewing Gum Remover** removes chewing gum from textile upholstery. This product softens the chewing gum so that you can remove it carefully with the brush or with a cotton cloth.



**Contents:** 20 ml Chewing Gum Remover, 50 ml Strong Cleaner, small wire brush, cloth

Art.No. 1053/1

## PROTECTION – REFRESHING



### PURATEX® Strong Protector

**PURATEX® Strong Protector** is a high-efficient product giving a basic protection to a non-treated textile upholstery. Furthermore, this product is to renew the protection after use of the **PURATEX® Strong Cleaner**. The **PURATEX® Strong Protector** protects the fabric against stains in an efficient and long-lasting way. After use, stains can be removed easily.

**Contents:** 500 ml, instructions

Art.No. 1059/1



### PURATEX® Protection Spray for textile upholstery

To renew the protection after intensive cleaning with the **PURATEX® Strong Cleaner** or **PURATEX® Cleaner for microfibres**. For regular maintenance use twice a year.

**Content:** 200 ml non-aerosole spray

Art.No. 911052



### Upholstery Fresh Up

This non-aerosole spray removes unpleasant smells (i.e. from animals, smoke, etc.) from upholstery furniture and leaves a fresh scent. Suitable for all types of leather and fabric.

**Content:** 200 ml non-aerosole spray

Art.No. 1010

# LCK Spot Primer for *leather*



Stain/Problem	Aniline leather	Pigmented leather	Nubuck/Suede leather
Oily and greasy stains (body fat, oil, chocolate, sauces, etc.)	Treat the stain with <b>Degreaser Spray</b> , clean the leather with <b>Strong Cleaner</b> and protect it with <b>Care Lotion A</b> .	Treat the stain with <b>Cleaning Set Active Plus P</b> and protect the leather with <b>Care Lotion P</b> .	Treat the stain with <b>Degreaser Spray</b> , clean the leather with <b>Strong Cleaner</b> and protect it with <b>Protection Spray N + sun protection</b> .
Water soluble stains (e. g. beverage stains)	Clean the leather with <b>Strong Cleaner</b> and protect it with <b>Care Lotion A</b> .	Clean the leather with <b>Cleaning Set Active Plus P</b> and protect the leather with <b>Care Lotion P</b> .	Clean the leather with <b>Strong Cleaner</b> , brush up the fibres with <b>Cleaning Cloth N</b> and protect it with <b>Protection Spray N + sun protection</b> .
Colour transfer from clothing (e. g. jeans)	Clean the leather with <b>Strong Cleaner</b> and protect it with <b>Care Lotion A</b> .	Clean the leather with <b>Cleaning Set Active Plus P</b> and protect the leather with <b>Care Lotion P</b> .	Clean the leather with <b>Strong Cleaner</b> , brush up the fibres with <b>Cleaning Cloth N</b> and protect it with <b>Protection Spray N + sun protection</b> .
Colour stains (ballpoint pen, lipstick, nail polish, shoe polish)	Remove stain with <b>Ballpoint Pen Remover II</b> , clean the leather with <b>Strong Cleaner</b> and protect it with <b>Care Lotion A</b> . If colour was removed, use <b>Colour Lotion A</b> to adapt the colour.	Remove stains up to 5 days old with <b>Magic Ink Roller I Plus P</b> , for older stains use the <b>Ballpoint Pen Remover II</b> and protect it with <b>Care Lotion P</b> .	Remove stain with <b>Ballpoint Pen Remover N</b> , brush up the fibres with <b>Cleaning Cloth N</b> and protect it with <b>Protection Spray N + sun protection</b> .
Stains caused by solvents (nail polish remover, window cleaner, etc.)	Dab the edges of the stain with <b>Ballpoint Pen Remover II</b> , clean with <b>Strong Cleaner</b> and protect it with <b>Care Lotion A</b> . If colour was removed, use <b>Colour Lotion A</b> to adapt the colour.	The solvent damages the leather surface (mat look). Renew the top finish by using the <b>Top Finish Spray</b> or contact a leather technician.	Dab the edges of the stain with <b>Ballpoint Pen Remover N</b> , brush up the fibres with <b>Cleaning Cloth N</b> and protect it with <b>Protection Spray N + sun protection</b> .
Stains caused by urine	Remove stain IMMEDIATELY with <b>Soft/Strong Cleaner</b> . Spray on <b>Upholstery Fresh Up</b> and protect the leather with <b>Care Lotion A</b> .	Remove stain with <b>Cleaning Set Active Plus P</b> , spray on the <b>Upholstery Fresh Up</b> and protect the leather with <b>Care Lotion P</b> .	Remove stain with <b>Strong Cleaner</b> , brush up with <b>Cleaning Cloth N</b> . Spray on <b>Upholstery Fresh Up</b> and protect it with <b>Protection Spray N + sun protection</b> .
Stains caused by blood or other proteins	Remove stain IMMEDIATELY with <b>Soft/Strong Cleaner</b> and protect it with <b>Care Lotion A</b> . Otherwise only a leather technician can help.	Remove stain IMMEDIATELY with <b>Cleaner Active Plus P</b> , then protect the leather with <b>Care Lotion P</b> . Otherwise only a leather technician can help.	Remove stain IMMEDIATELY with <b>Soft/Strong Cleaner</b> , brush up with <b>Cleaning Cloth N</b> and protect it with <b>Protection Spray N + sun protection</b> .
Dried-out leather	Clean the leather with <b>Soft Cleaner</b> , apply <b>Leather Balm</b> and protect it with <b>Care Lotion A</b> .	Clean the leather with <b>Soft Cleaner</b> , apply <b>Leather Balm</b> and protect it with <b>Care Lotion P</b> .	Clean with <b>Soft Cleaner</b> , brush up with <b>Cleaning Cloth N</b> and protect it with <b>Protection Spray N + sun protection</b> .
Slightly faded leather and small scratches	Clean with <b>Strong Cleaner</b> , fresh up the colour with <b>Colour Lotion A</b> and protect it with <b>Care Lotion A</b> .	Clean with <b>Cleaner Active Plus P</b> , fresh up the colour with <b>Colour Lotion P</b> and protect it with <b>Care Lotion P</b> .	Treat with <b>Colour Repair Set N</b> .

Stain/Problem	Textile and fabric upholstery	Microfibres
Oily and greasy stains (body fat, oil, chocolate, sauces, etc.)	Remove stain with <b>Degreaser Spray</b> , clean the textile upholstery with <b>Strong Cleaner</b> and protect it with <b>Protection Spray</b> .	Remove stain with <b>Cleaner for Microfibre</b> and protect it with <b>Protection Spray</b> . For very persistent stains, use <b>Degreaser Spray</b> and clean afterwards with <b>Cleaner for Microfibre</b> . Then protect with <b>Protection Spray</b> .
Water soluble stains (e. g. beverage stains)	Clean the textile upholstery with <b>Strong Cleaner</b> and protect it with <b>Protection Spray</b> .	Clean with <b>Cleaner for Microfibre</b> and protect it with <b>Protection Spray</b> .
Colour transfer from clothing (e. g. jeans)	Clean the textile upholstery with <b>Strong Cleaner</b> and protect it with <b>Protection Spray</b> . If the colour has already penetrated the textile fibres, only a technician can help.	Clean with <b>Cleaner for Microfibre</b> and protect it with <b>Protection Spray</b> . If the colour has already penetrated the textile fibres, only a technician can help.
Colour stains (ballpoint pen, lipstick, nail polish, shoe polish)	Dissolve the stain with <b>Strong Cleaner</b> and clean it extensively from seam to seam. Afterwards, protect with <b>Protection Spray</b> . If the colour has already penetrated the textile fibres, only a technician can help.	Clean with <b>Cleaner for Microfibre</b> and protect it with <b>Protection Spray</b> . If the colour has already penetrated the textile fibres, only a technician can help.
Stains caused by urine	Remove stain IMMEDIATELY with <b>Strong Cleaner</b> , spray on <b>Upholstery Fresh Up</b> and protect it with <b>Protection Spray</b> .	Remove the stain IMMEDIATELY with <b>Cleaner for Microfibre</b> , spray on <b>Upholstery Fresh Up</b> and protect it with <b>Protection Spray</b> .
Stains caused by blood or other proteins	Remove stain IMMEDIATELY with <b>Strong Cleaner</b> and protect it with <b>Protection Spray</b> .	Remove stain IMMEDIATELY with <b>Cleaner for Microfibre</b> and protect it with <b>Protection Spray</b> .
Stains caused by chewing gum	Treat with <b>Chewing Gum Remover</b> .	Treat with <b>Chewing Gum Remover</b> .

For all stains it is very important to act quickly. If you do not have the recommended cleaner available, the stain can meanwhile be washed out with cold, distilled water.

Since there are a variety of furniture cover materials, also pay attention to the manufacturer's cleaning and care instructions. The information above can only be regarded as recommendations, without claiming to offer a guaranteed solution to any problem.

If you have any questions, please contact us directly on +49 (0) 7251/9625-0.  
We would be pleased to assist you.

# LEATHER REPAIR FOR PROFESSIONALS

## *LCk - your partner for leather repair*

We have developed a technique for professional leather repair which is used by leading leather repair services in Germany.

In our location we have a leather repair training center to teach this special technique.

## *Leather repair*

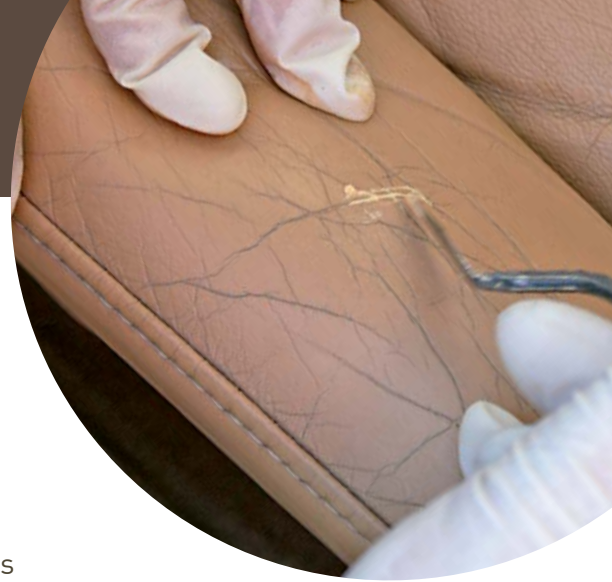
If you want to repair a hole, a cigarette burn, a scratch, a rip or a cut on a leather sofa – we offer you the know-how for such operations.

Our product range of leather repair products contains all necessary products from basecoat, filler, profile-agent to leather repair colours and top finish.

## *Leather renovation*

If you want to do a complete renovation on an old, faded leather upholstery, we can teach you how to do such a professional leather renovation including degreasing and deep-cleaning of the leather as well as refatting and re-colouration.

Our technique can be used on leather upholstery as well as car and aircraft interiors.



Ask for our leather repair training programme:

Fax: **+49 (0)7251 96 25 29** e-mail: **info@lederpflege.de**

# LCK – YOUR PARTNER FOR FURNITURE CARE!



**FOR OUR WORLDWIDE AGENCIES OR ANY OTHER QUESTIONS, PLEASE CONTACT US:**



LCK GmbH

Im Unterfeld 2 · 76698 Ubstadt-Weiher, Germany  
Tel. +49 (0) 7251/96 25-0 · Fax: +49 (0) 7251/96 25-29  
e-mail: [info@lederpflege.de](mailto:info@lederpflege.de)  
[www.lck-international.com](http://www.lck-international.com)

---